

LANDSCAPE CATALOG





Grand Discover® Pavers, MAJESTIC

LANDSCAPE CATALOG

Dimensionally Compatible Pavers

Vantage® Pavers.....	26
Grand Vantage® Pavers.....	28
Discover® Pavers	30
Grand Discover® Pavers	32
Grand Discover® XL Pavers - <i>NEW</i>	34
Grand Tranquility® Pavers - <i>NEW</i>	36
Grand Fusion™ Pavers - <i>NEW</i>	38
Elements™ Paving Stones.....	40
Glow Path Technology™	42

Unique Size & Finish Pavers

Destination® Pavers	46
Essence® Wood Grain Plank Pavers.....	48
Grand Milestone® Pavers	50
Influence® Pavers	52
Skylands™ Concrete Deck Pavers.....	54

Permeable Interlocking Pavers

Concrete Paver Information	56
H ₂ O Pro® Pavers	58
Rejuvenate™ Permeable Pavers.....	60

p (800) 242-7733

w countymaterials.com

e info@countymaterials.com

Retaining Wall Systems

Tribute® 2.0 Retaining Wall System.....	64
Tribute® 2.0 Freestanding Walls and Corner Column Units.....	66
Tribute® Smooth Retaining and Freestanding Wall System - <i>NEW</i>	68
Winston® Straight Retaining Wall System	70
Winston® Tri-Split Retaining Wall System	72
Integrity™ Retaining Wall System.....	74
County Block® Retaining Wall System.....	76
County Cub® Landscape Units	78
Rib Rock™ Landscape Block.....	80

Outdoor Living Products

Summit Stone® Landscape Units.....	84
------------------------------------	----

Fire Pit Kits - Circle & Square

Circle Fire Pit Kits.....	86
Square Fire Pit Kits - <i>NEW</i>	88

Step Units

Passageways® Step Units.....	92
Oversize Landscape Step Units	94
Landscape Step Units	96

Finishing Touches

Column and Seat Wall Caps.....	101
Circle Fire Pit Caps - <i>NEW</i>	102
Burnished Wall Accents	103
Prestige™ Pool Coping Pavers - <i>NEW</i>	104
Crest™ Bullnose Pavers	105
Alliance Outdoor Lighting Products.....	106



H₂O Pro® Pavers, 4x8, 8x8, 8x16, TIMELESS
Crest™ Bullnose Pavers, REFLECTION
Tribute® 2.0 Retaining Wall System, TIMELESS

CRAFTSMANSHIP With Purpose

We understand what it means to build a company of success. We believe in our team, work our hardest to produce trusted products with lasting performance, and deliver excellent service to our valued customers.



County Materials has a Vision for
Success, Stability and Support.

Our team is proud to help customers bring their dreams to life and foster a space they will enjoy for a lifetime. We dedicate ourselves to the betterment of our neighborhoods, community organizations, customers, and team members. Every day, we work diligently to live our values, understanding the positive impact they have on our products and people.

TRUSTED Experience

With 75 years of experience, the County Materials team crafts long-lasting concrete landscape products that are used and loved by families across the country.

Our story dates to 1946, when our family business started hauling sand and gravel to area farms. Shortly after, we began manufacturing concrete block for local communities using a single machine in a humble Marathon, Wisconsin garage. Over the decades, we have remained consistent in our *attention to detail, craftsmanship, and care.*

INTENTIONALITY

Details matter – that’s why we designed a comprehensive collection of landscape products to help build custom, comfortable, time-tested outdoor spaces.

Our intention is to offer desirable pavers, patio stones, retaining walls, step units, and related accessories that invoke our customers to gather with their friends and family and *make memories in inspiring outdoor living spaces.*

CUTTING-EDGE Technology

Genesis is a provenance, a beginning, carving potential into substance.

County Materials invests in Genesis Face-Mix Technology® to manufacture beautifully designed pavers and slabs that are backed by the strength and longevity of quality concrete. Genesis integrally bonds face-mix to the base of each unit, resulting in *exceptional durability, lasting color performance, and captivating surface textures.*

DISTINCT Colors & Textures

We concentrate the purest color pigments, finest aggregates, and densest concrete mix in the surface layer of each paving stone, where it’s visible and matters most.

The refined surface of our pavers features a permanent, integrally blended layer of high-strength concrete mix. It’s the perfect combination of vibrant color pigments and solid surface materials for rich, long-lasting colors. Inspired by elements found in nature, we developed a color palette and texture options that exemplify bold and subtle expressions of mood and feeling. *Our pavers create an ambiance that encourages lingering outdoors, creating memories, and sharing time with loved ones.*

LASTING Performance

Our products are designed and manufactured to stand up to the effects of time, weathering from Mother Nature, and abrasion from frequent usage in everyday family life.

The high-density of our pavers and slabs resists cracking and damage from freeze/thaw cycles and meets industry standards for strength and absorption. Featuring *non-fading colors and natural characteristics*, our pavers and slabs complement your property, creating an inviting space that makes your house a home.

RESPONSIVE Service

County Materials’ commitment to quality derives from our talented team of people who believe in delivering unparalleled craftsmanship, attention to detail, and customer service.

Our team is dedicated to helping landscaping professionals and homeowners create the designs of their dreams. Our customers trust that when they choose County Materials, they are partnering with an experienced, devoted team that is willing to go the extra mile for *life-long satisfaction.*

INSPIRING Results

Since 1946, County Materials’ team members have dedicated their talents to producing quality products for everyday people.

We are passionate about making products that bring people together. Our team understands how these spaces are really used, from the welcoming familiarity of your patio as you celebrate special occasions with friends to the cozy, magnetic warmth of your outdoor fireplace that draws in your family on cool late summer evenings.

Outdoor living spaces are particularly sentimental areas of the home. They are destinations for small moments that build lifelong memories. Ultimately, that’s what motivates our team. That’s why we show up every day to ensure that each product is made with care and precision, so our customers can continue to gather, play, entertain, and relax in irresistible spaces.

We know that at the end of a long day, when you’re enjoying your outdoor space, you may not remember the specific color or product you selected, but we hope your experience working with County Materials and our landscape products is as impactful and meaningful as possible.



Essence® Wood Grain Plank Pavers, PRIDE
Influence® Pavers, VISION and REFLECTION

COLOR OPTIONS

Paver Colors



Vision
Clean, effortless white shade. Bright, light and inspiring.



Intention
Gorgeous light dove gray evoking a lofty feeling of ambition.



Dream
A fantasy blending of gray and beige, this greige color creates a base for beautiful landscape design.



Majestic
Incredible slate gray, conjuring the majestic feeling when gazing toward a towering mountain peak.



Exalt
A time-honored cool shade of blue-gray used throughout history in classic designs.



Reflection
Moody, charcoal color eliciting the calm and introspection of peering into a deep, dark lake at night.

We craft inspiring, time-tested products with colors and textures that conjure memorable feelings and experiences.



Oasis
Gorgeous sand-colored option with the feeling of an inviting beach retreat, complete with a warm ocean breeze.



Purpose
Bold and spicy cinnamon brown for a strong, adventurous landscape design.



Pride
A timeless leather brown for a distinguished and dignified space.



Haven
Natural looking chocolate brown with orange and red flecks, evoking feelings of calmness through refuge and safe harbor.

Our Distinctive Color Palette...

When we developed our distinctive color palette, we chose color names that evoke emotion. Giving a name to a powerful colorway visualizes feelings and helps bring dreams to life.

Colors are tools of perception. Used in design and art to conjure positive emotions and memories, color communicates in strong, irreplaceable ways.



Beckon - NEW
A fawn brown with alluring golden highlights that emulate a fire's warmth on a chilly night.



Enlighten - NEW
A warm, illuminating blend of earth brown and taupe that is inspired by the natural world.



Serenity
This calming rose-gray mirrors the brushstroke of colors that wash the sky during a summer sunset.



Timeless
A classic option inspired by smoky gray clouds and worn cobblestones.

Retaining Wall Colors



Buff



Vision



Swiss Mocha



Gray



October Oak



Graphite



Hush



Silvertone



Canyon Brown



Timeless

The color photos shown in this catalog were prepared with careful attention to accuracy. However, colors shown may vary from actual hues and should only be used as a guide. Refer to actual product samples for final color selection. Because concrete units are manufactured with high quality, naturally-mined aggregates and materials, variations in color or shading should be expected in products that are manufactured at different times and in units having different shapes. This color or shading variation is acceptable in the industry.

NOTE: See specific product pages for available colors

NORTHWOODS

PROJECT FEATURE

WALLS

- Tribute®, Graphite (pg 64)

PAVERS

- Grand Discover®, Timeless (pg 32)
- Discover®, Timeless (pg 30)
- Vantage®, Reflection (pg 26)
- Elements™, 4x8, Vision (pg 40)



Vision



Timeless




Graphite



Reflection






FRENCH REVIVAL


PROJECT FEATURE

PAVERS



- Elements™, 8x16 & 8x8,
Dream (*Special Order Color*),
Shot Blast & Smooth Finish Textures (*pg 40*)



Dream, Smooth Finish



Dream, Shot Blast





STAYCATION


PROJECT FEATURE

PAVERS

- Grand Discover®, Majestic (pg 32)
- Elements™, 8x8, Vision (pg 40)



Vision



Majestic






MODERN MEDITERRANEAN

PROJECT FEATURE

PAVERS

- Grand Discover® XL, Vision (pg 34)
- Elements™, 4x8, Reflection (pg 40)



Vision



Reflection





NAUTICAL


PROJECT FEATURE

WALLS

- Summit Stone® Smooth, Majestic & Reflection *(pg 84)*

PAVERS

- Grand Discover®, Majestic *(pg 32)*
- Discover®, Majestic *(pg 30)*
- Elements™, 4x8, Vision & Reflection *(pg 40)*




Vision



Majestic



Reflection





RUSTIC


PROJECT FEATURE

WALLS

- Summit Stone® Smooth, Haven, Reflection & Vision (pg 84)

PAVERS

- Essence®, Pride (pg 48)
- Influence®, Reflection & Vision (pg 52)



Vision




Haven



Pride



Reflection






ESTATE


PROJECT FEATURE

PAVERS


- Discover®, Majestic (pg 30)
- Elements™, 4x8, 8x8 & 8x16, Reflection (pg 40)
- Elements™, 4x8, 8x8 & 8x16, Vision (pg 40)



Vision



Majestic



Reflection





Grand Discover Pavers, MAJESTIC
Elements Paving Stones, 4x8, REFLECTION and VISION

Dimensionally Compatible Pavers

- Vantage® Pavers
- Grand Vantage® Pavers
- Discover® Pavers
- Grand Discover® Pavers
- Grand Discover® XL Pavers
- Grand Tranquility® Pavers
- Grand Fusion™ Pavers
- Elements™ Paving Stones
- Glow Path Technology™

DIMENSIONAL COMPATIBILITY

Dimensionally Compatible Pavers Offer Limitless Design Potential

County Materials designed a series of dimensionally compatible pavers to help hardscape professionals and homeowners achieve their desired designs with readily available concrete pavers that enhance installation efficiency when using several colors, sizes, and textures in a single design.

Designed to make a statement on their own or when combined, these pavers offer limitless design potential.

This expansive series includes Vantage, Grand Vantage, Discover, Grand Discover, Grand Discover XL, Grand Tranquility, Grand Fusion and Elements pavers. Additionally, each of these paver lines can be manufactured with Glow Path Technology™.

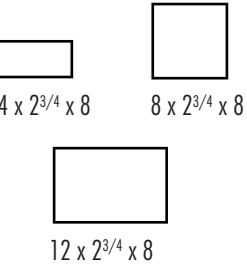


Our dimensionally compatible paver series are crafted in four-inch increments.

VANTAGE® SIZES

D x H x L (Inches)

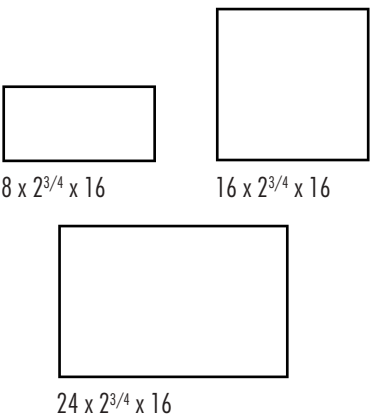
Each pallet layer includes all sizes.



GRAND VANTAGE® SIZES

D x H x L (Inches)

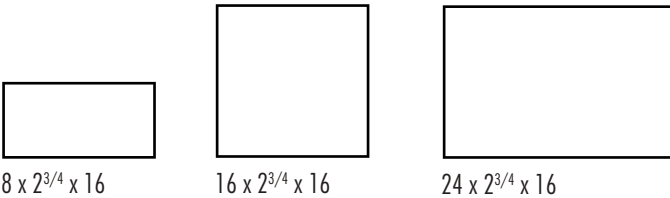
Each pallet layer includes all sizes.



GRAND TRANQUILITY® SIZES - NEW

D x H x L (Inches)

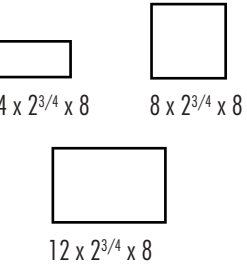
Each pallet layer includes all sizes.



DISCOVER® SIZES

D x H x L (Inches)

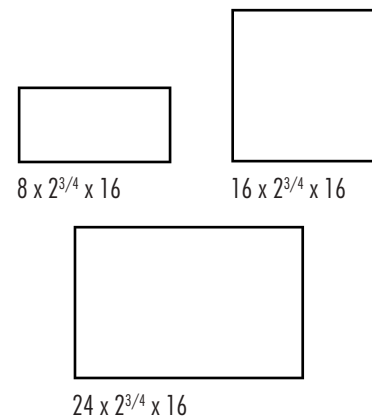
Each pallet layer includes all sizes.



GRAND DISCOVER® SIZES

D x H x L (Inches)

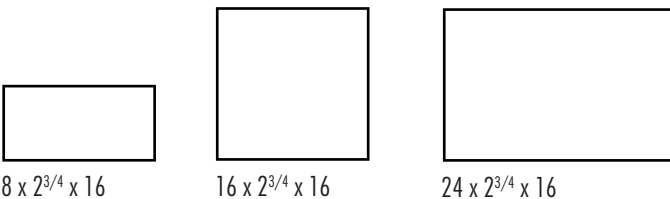
Each pallet layer includes all sizes.



GRAND FUSION™ SIZES - NEW

D x H x L (Inches)

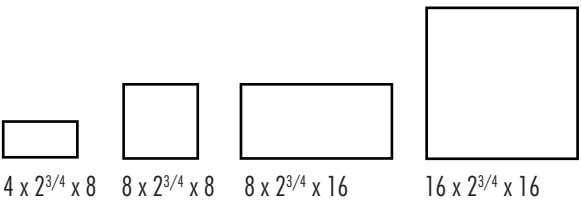
Each pallet layer includes all sizes.



ELEMENTS™ SIZES

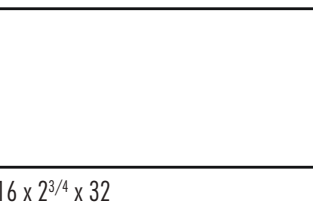
D x H x L (Inches)

Each size is sold on individual pallets.



GRAND DISCOVER® XL SIZE - NEW

D x H x L (Inches)





VANTAGE PAVERS

Vantage® Pavers feature a striking surface texture that evokes subtle sophistication. These traditional-sized pavers are manufactured as three-piece modules and can be used alone or melded with compatible pavers to create one-of-a-kind installations.

STANDARD COLORS & FINISH



Intention



Majestic



Exalt



Reflection



Enlighten - NEW



Timeless



Haven

Vantage Pavers, INTENTION and REFLECTION
Summit Stone® Smooth Landscape Units, REFLECTION and VISION



Vantage Pavers, INTENTION and REFLECTION
Summit Stone® Smooth Landscape Units, REFLECTION and VISION

VANTAGE® SIZES

D x H x L (Inches)


Each pallet layer includes all sizes.



4 x 2³/₄ x 8



8 x 2³/₄ x 8



12 x 2³/₄ x 8



Vantage Pavers, MAJESTIC
Fire Ring Cap, VISION

COUNTY MATERIALS CORPORATION



Grand Vantage Pavers, MAJESTIC
Discover® Pavers, REFLECTION

GRAND VANTAGE PAVERS

Grand Vantage® Pavers feature a striking surface texture that evokes subtle sophistication. These larger paving stones are manufactured as three-piece modules and can be used alone or melded with compatible pavers to create one-of-a-kind installations.



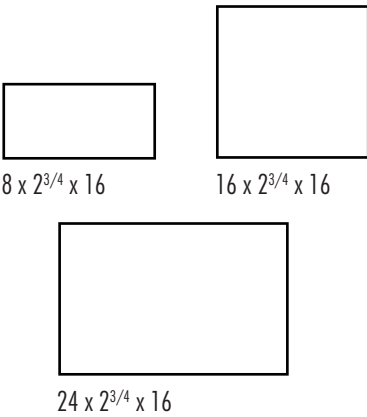
Grand Vantage Pavers, MAJESTIC

COUNTY MATERIALS CORPORATION

STANDARD COLORS & FINISH



GRAND VANTAGE® SIZES D x H x L (Inches) Each pallet layer includes all sizes.



Grand Vantage Pavers, MAJESTIC
Discover® Pavers, REFLECTION

The color photos shown in this catalog were prepared with careful attention to accuracy. However, colors shown may vary from actual hues and should only be used as a guide. Refer to actual product samples for final color selection. Because concrete units are manufactured with high quality, naturally-mined aggregates and materials, variations in color or shading should be expected in products that are manufactured at different times and in units having different shapes. This color or shading variation is acceptable in the industry.



DISCOVER PAVERS

Discover® Pavers offer a smooth, sought-after surface texture in traditional sizes. Manufactured as three-piece module, these pavers can be used alone or melded with compatible pavers to create one-of-a-kind installations.

STANDARD COLORS & FINISH



Intention



Majestic



Exalt



Reflection



Enlighten - NEW



Timeless



Serenity



Haven

Discover Pavers, MAJESTIC Elements™ Paving Stones, 4x8, 8x8, 8x16, REFLECTION and VISION



Discover Pavers, MAJESTIC Elements™ Paving Stones, 4x8, 8x8, 8x16, REFLECTION and VISION

TUMBLLED FINISH



Majestic

Tumbled texture products are available in Haven, Majestic and Timeless colors (Special Order).

DISCOVER® SIZES

D x H x L (Inches)


Each pallet layer includes all sizes.



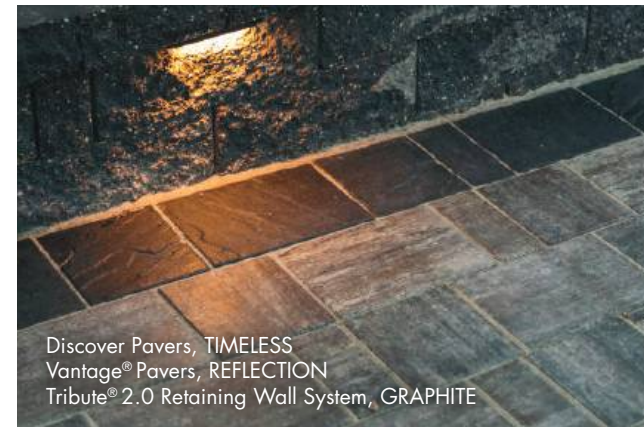
4 x 2³/₄ x 8



8 x 2³/₄ x 8



12 x 2³/₄ x 8



Discover Pavers, TIMELESS Vantage® Pavers, REFLECTION Tribute® 2.0 Retaining Wall System, GRAPHITE

COUNTY MATERIALS CORPORATION

The color photos shown in this catalog were prepared with careful attention to accuracy. However, colors shown may vary from actual hues and should only be used as a guide. Refer to actual product samples for final color selection. Because concrete units are manufactured with high quality, naturally-mined aggregates and materials, variations in color or shading should be expected in products that are manufactured at different times and in units having different shapes. This color or shading variation is acceptable in the industry.




Grand Discover Pavers, TIMELESS
Vantage® Pavers, REFLECTION
Elements™ Paving Stones, 8x8, VISION

GRAND DISCOVER PAVERS

Grand Discover® Pavers offer a smooth, sought-after surface texture in larger paving stone sizes. Manufactured as a three-piece module, these pavers can be used alone or melded with compatible pavers to create one-of-a-kind installations.

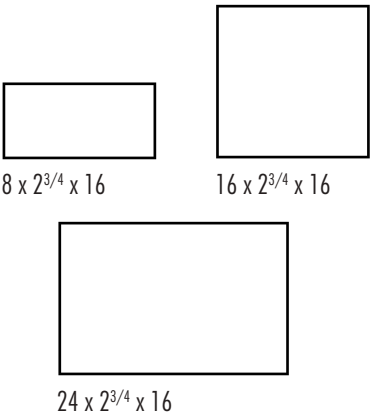
STANDARD COLORS & FINISH



Grand Discover Pavers, MAJESTIC
Summit Stone® Smooth Landscaping Units,
MAJESTIC and REFLECTION

GRAND DISCOVER® SIZES

D x H x L (Inches)
Each pallet layer includes all sizes.



Grand Discover Pavers, ENLIGHTEN
Elements™ Paving Stones, 8x8, VISION



Grand Discover XL Pavers, VISION
Elements™ Paving Stones, 4x8, REFLECTION

GRAND DISCOVER XL - NEW PAVERS

Grand Discover® XL Pavers offer a smooth, sought-after surface texture in extra-large, long units. These pavers can be used alone or melded with compatible pavers to create one-of-a-kind installations.

The color photos shown in this catalog were prepared with careful attention to accuracy. However, colors shown may vary from actual hues and should only be used as a guide. Refer to actual product samples for final color selection. Because concrete units are manufactured with high quality, naturally-mined aggregates and materials, variations in color or shading should be expected in products that are manufactured at different times and in units having different shapes. This color or shading variation is acceptable in the industry.

STANDARD COLORS & FINISH



Vision



Enlighten - NEW



Timeless



Majestic

GRAND DISCOVER® XL SIZE - NEW

D x H x L (Inches)



16 x 2³/₄ x 32



Grand Discover XL Pavers, VISION

COUNTY MATERIALS CORPORATION

Grand Discover XL Pavers, VISION
Elements™ Paving Stones, 4x8, REFLECTION


GRAND TRANQUILITY - *NEW* PAVERS

Our Tranquility® Pavers are created with clean lines for a refined expression of style. Each paver is manufactured to withstand abrasion and high-traffic use and ensure steady footing with their non-slip surface.

STANDARD COLORS & FINISH



Enlighten - *NEW*



Serenity



Haven



Timeless



Majestic

Grand Tranquility Pavers, TIMELESS
Crest™ Bullnose Pavers, VISION
Summit Stone® Smooth Landscape Units, REFLECTION

COUNTY MATERIALS CORPORATION



Grand Tranquility Pavers, TIMELESS
Vantage® Pavers, REFLECTION
Elements™ Paving Stones, VISION
Crest™ Bullnose Pavers, VISION
Summit Stone® Smooth Landscape Units, REFLECTION

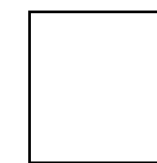
GRAND TRANQUILITY® SIZES - *NEW*

D x H x L (Inches)


Each pallet layer includes all sizes.



8 x 2³/₄ x 16



16 x 2³/₄ x 16



24 x 2³/₄ x 16



Grand Tranquility Pavers, TIMELESS

The color photos shown in this catalog were prepared with careful attention to accuracy. However, colors shown may vary from actual hues and should only be used as a guide. Refer to actual product samples for final color selection. Because concrete units are manufactured with high quality, naturally-mined aggregates and materials, variations in color or shading should be expected in products that are manufactured at different times and in units having different shapes. This color or shading variation is acceptable in the industry.



Grand Fusion Pavers, EXALT

GRAND FUSION - NEW PAVERS

Grand Fusion™ Pavers bring a new level of interest and refinement to concrete pavers by combining two distinct textures in one module. Inspired by subtle textures found in the home, Grand Fusion Pavers fuse the aesthetic of a structured surface, with alternating fields that replicate pebbled leather and striated textiles, and the enhanced performance of exterior concrete. Grand Fusion Pavers are larger in size and feature contemporary textures that provide a slip-resistant surface.

The color photos shown in this catalog were prepared with careful attention to accuracy. However, colors shown may vary from actual hues and should only be used as a guide. Refer to actual product samples for final color selection. Because concrete units are manufactured with high quality, naturally-mined aggregates and materials, variations in color or shading should be expected in products that are manufactured at different times and in units having different shapes. This color or shading variation is acceptable in the industry.

STANDARD COLORS & FINISH



Vision

Intention

Beckon - NEW

Exalt


GRAND FUSION™ SIZES - NEW

D x H x L (Inches)


Each pallet layer includes all sizes.



8 x 2³/₄ x 16



16 x 2³/₄ x 16



24 x 2³/₄ x 16



Grand Fusion Pavers, VISION

COUNTY MATERIALS CORPORATION



Grand Fusion Pavers, INTENTION



Elements Paving Stones, 8x8, 8x16, DREAM
(Special Order) Shotblast and Smooth Fine Finish



Elements Paving Stones, 8x8, 8x16, DREAM
(Special Order) Shotblast and Smooth Fine Finish

STANDARD COLORS & FINISH



Vision



Majestic



Reflection



Enlighten - *NEW*



Beckon - *NEW*




Serenity



Timeless

SHOT BLAST FINISH



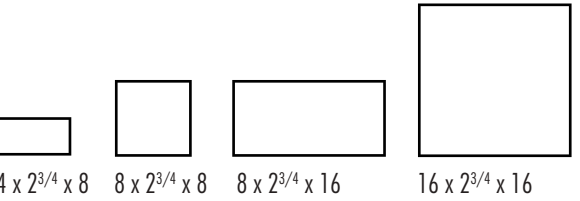
Reflection

*Shot Blasted products are available
in all colors (Special Order).*

ELEMENTS™ SIZES

D x H x L (Inches)

Each size is sold on individual pallets.



Grand Discover® Pavers, TIMELESS
Elements Paving Stones, 4x8, REFLECTION
Elements Paving Stones, 8x16, VISION

Colors	Standard Sizes			
	4 x 8	8 x 8	8 x 16	16 x 16
Enlighten	●	●	●	●
Majestic	●	●	●	●
Timeless	●	●	●	●
Beckon	●	●	●	
Reflection	●	●	●	
Vision	●	●	●	
Serenity	●			

ELEMENTS
PAVING STONES

Elements™ Paving Stones offer a clean aesthetic with their smooth surface and slightly chamfered edges. Stones can be used alone or melded with compatible pavers to create one-of-a-kind installations.



Elements Paving Stones, 8x8, 8x16,
DREAM (Special Order) Shotblast
and Smooth Fine Finish

The color photos shown in this catalog were prepared with careful attention to accuracy. However, colors shown may vary from actual hues and should only be used as a guide. Refer to actual product samples for final color selection. Because concrete units are manufactured with high quality, naturally-mined aggregates and materials, variations in color or shading should be expected in products that are manufactured at different times and in units having different shapes. This color or shading variation is acceptable in the industry.



GLOW PATH TECHNOLOGY

Glow Path Technology™ enhances the safety and aesthetics of residential, commercial, and municipal paver applications by providing subtle illumination that lasts up to 8 hours. From creating striking pool deck accents to improving usage of frequently used pathways, the possibilities of luminescent technology are limitless.

STANDARD COLORS & FINISH


Elements Paving Stones (4x8) manufactured with Glow Path Technology



Vision



Dream



Reflection

Discover Pavers (4x8, 8x8 and 12x8) and Elements Paving Stones (24x24) manufactured with Glow Path Technology



Majestic



Timeless

Elements™ Paving Stones manufactured with Glow Path Technology, 4x8, VISION and REFLECTION



Elements™ Paving Stones manufactured with Glow Path Technology, 4x8, VISION and REFLECTION

PAVER SIZES D x H x L (Inches)

Elements™ Paving Stones (4 x 8)
with Glow Path Technology



4 x 2^{3/4} x 8

Discover® Pavers (1 pallet - 3 sizes)
with Glow Path Technology




4 x 2^{3/4} x 8



8 x 2^{3/4} x 8

Elements™ Paving Stones (24 x 24)
with Glow Path Technology



24 x 2^{3/4} x 24




12 x 2^{3/4} x 8

*Glow Path Technology™ is
owned by Glow Path Pavers*



Elements™ Paving Stones manufactured with Glow Path Technology, 4x8, VISION and REFLECTION



Grand Milestone Pavers, TIMELESS
Summit Stone® Landscaping Units, HAVEN, Tumbled

Unique Size & Finish Pavers

- Destination® Pavers
- Essence® Wood Grain Plank Pavers
- Grand Milestone® Pavers
- Influence® Pavers
- Skylands™ Concrete Deck Pavers

Permeable Interlocking Concrete Pavers Information

- H₂O Pro® Pavers (Permeable Paving Units)
- Rejuvenate™ Permeable Pavers



DESTINATION PAVERS

Destination Pavers, INTENTION

Destination® Pavers are offered in nine sizes that fit together seamlessly and afford unlimited design freedom. This versatility allows for simple or dramatic combinations that blend well with other paver accents to become the quintessential focal point of any property.



Destination Pavers, INTENTION

STANDARD COLORS & FINISH



Intention



Purpose



Timeless



Serenity

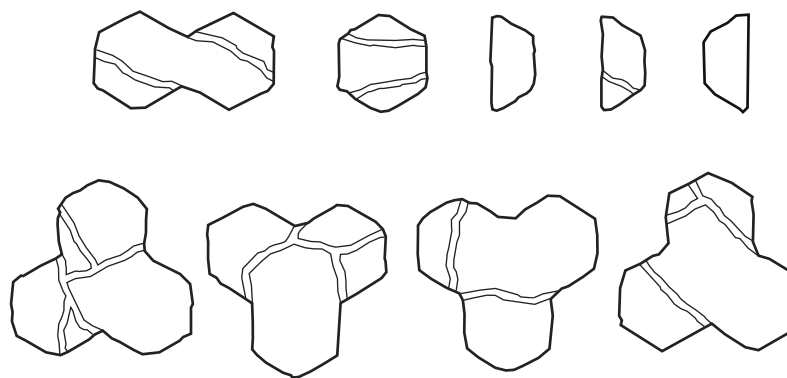


Exalt

DESTINATION® SIZES

D x H x L (Inches)

Each pallet layer includes all sizes.



All individual pieces measure 2^{3/4} (70mm) High. D & L vary.

COUNTY MATERIALS CORPORATION



Destination Pavers, SERENITY

Essence Wood Grain Plank Pavers, PRIDE
Influence® Pavers, VISION and REFLECTION

Essence Wood Grain Plank Pavers, PRIDE
Influence® Pavers, VISION and REFLECTION

ESSENCE WOOD GRAIN PLANK PAVERS

Essence® Wood Grain Plank Pavers are produced in five different plank lengths to facilitate a linear laying pattern to compose a handcrafted effect. Every paver is manufactured with the unmatched durability of concrete with authentic looking grain and textures found in weathered wood.

STANDARD COLORS & FINISH



Timeless



Pride

COUNTY MATERIALS CORPORATION




Essence Wood Grain Plank Pavers, PRIDE
Influence® Pavers, VISION and REFLECTION
Summit Stone® Smooth Landscape Units, HAVEN and VISION

ESSENCE® SIZES D x H x L (Inches)


Each pallet layer includes all sizes.




5 3/4 x 3 1/8 x 9 11/16




5 3/4 x 3 1/8 x 11 5/8



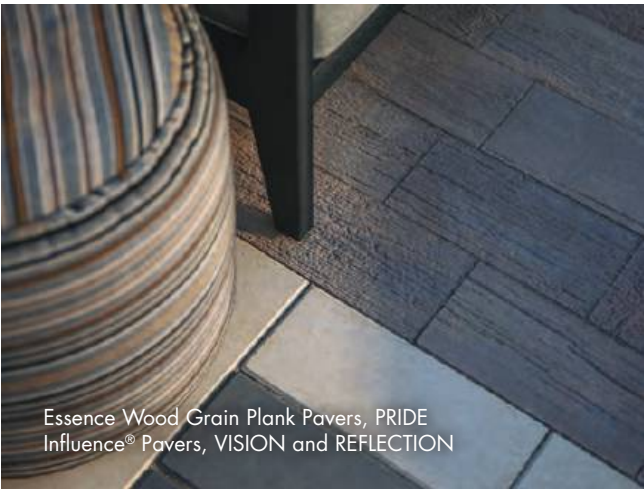
5 3/4 x 3 1/8 x 13 5/8



5 3/4 x 3 1/8 x 17 1/2



5 3/4 x 3 1/8 x 19 1/2



Essence Wood Grain Plank Pavers, PRIDE
Influence® Pavers, VISION and REFLECTION

The color photos shown in this catalog were prepared with careful attention to accuracy. However, colors shown may vary from actual hues and should only be used as a guide. Refer to actual product samples for final color selection. Because concrete units are manufactured with high quality, naturally-mined aggregates and materials, variations in color or shading should be expected in products that are manufactured at different times and in units having different shapes. This color or shading variation is acceptable in the industry.



Grand Milestone Pavers, MAJESTIC

GRAND MILESTONE PAVERS

Grand Milestone® Pavers provide a modern, linear aesthetic. Manufactured as three-piece modules, these slabs make a simple yet bold statement with their grand proportions.

The color photos shown in this catalog were prepared with careful attention to accuracy. However, colors shown may vary from actual hues and should only be used as a guide. Refer to actual product samples for final color selection. Because concrete units are manufactured with high quality, naturally-mined aggregates and materials, variations in color or shading should be expected in products that are manufactured at different times and in units having different shapes. This color or shading variation is acceptable in the industry.



Grand Milestone Pavers, MAJESTIC

STANDARD COLORS & FINISH



Majestic



Timeless




Haven


GRAND MILESTONE® SIZES

D x H x L (Inches)

Each pallet layer includes all sizes.



11⁵/₈ x 2³/₄ x 11⁵/₈



11⁵/₈ x 2³/₄ x 17¹/₂



11⁵/₈ x 2³/₄ x 23¹/₂

COUNTY MATERIALS CORPORATION



Grand Milestone Pavers, MAJESTIC

INFLUENCE PAVERS

Influence® Pavers feature crisp edges and a clean linear feel. Their five plank-style shapes minimize joint lines and lend themselves to invent interesting patterns using different color and texture combinations.

STANDARD COLORS & SMOOTH FINISH



Vision




Dream



Timeless




Majestic



Reflection

SHOT BLAST FINISH



Vision

Shot Blasted products are available in Vision, Dream and Reflection (Special Order).

COUNTY MATERIALS CORPORATION

Influence Pavers, DREAM



Influence Pavers, DREAM

INFLUENCE® SIZES

D x H x L (Inches)


Each pallet layer includes all sizes.




$5\frac{3}{4} \times 3\frac{1}{8} \times 9\frac{11}{16}$




$5\frac{3}{4} \times 3\frac{1}{8} \times 11\frac{5}{8}$



$5\frac{3}{4} \times 3\frac{1}{8} \times 13\frac{5}{8}$



$5\frac{3}{4} \times 3\frac{1}{8} \times 17\frac{1}{2}$



$5\frac{3}{4} \times 3\frac{1}{8} \times 19\frac{1}{2}$



Influence Pavers, REUNION (Special Order), Shot Blast

The color photos shown in this catalog were prepared with careful attention to accuracy. However, colors shown may vary from actual hues and should only be used as a guide. Refer to actual product samples for final color selection. Because concrete units are manufactured with high quality, naturally-mined aggregates and materials, variations in color or shading should be expected in products that are manufactured at different times and in units having different shapes. This color or shading variation is acceptable in the industry.



Skylands Concrete Deck Pavers, VISION and REUNION (Special Order), Shotblast Summit Stone® Smooth Landscape Units, HAVEN Crest™ Bullnose Pavers, OASIS (Special Order)

SKYLANDS CONCRETE DECK PAVERS

Our Skylands™ Concrete Deck Pavers are used to generate inviting outdoor spaces in areas otherwise unusable. Using pedestals, deck pavers turn pitched or uneven surfaces into useful living areas.

Full offering of a pedestal system for a raised roof application.

The color photos shown in this catalog were prepared with careful attention to accuracy. However, colors shown may vary from actual hues and should only be used as a guide. Refer to actual product samples for final color selection. Because concrete units are manufactured with high quality, naturally-mined aggregates and materials, variations in color or shading should be expected in products that are manufactured at different times and in units having different shapes. This color or shading variation is acceptable in the industry.

STANDARD COLORS & FINISH



Vision



Timeless



Dream




Reflection



Majestic


SHOT BLAST FINISH



Reflection

Shot Blasted products are available in all colors (Special Order).

SKYLANDS™ SIZE
D x H x L (Inches)



23¹³/₁₆ x 2 x 23¹³/₁₆


COUNTY MATERIALS CORPORATION



Skylands Concrete Deck Pavers, VISION and REUNION (Special Order), Shotblast Summit Stone® Smooth Landscape Units, HAVEN Crest™ Bullnose Pavers, OASIS (Special Order)



Skylands Concrete Deck Pavers, VISION



Rejuvenate Permeable Pavers, MAJESTIC (Special Order)

PERMEABLE PAVERS

Permeable Interlocking Concrete Pavers

Permeable pavers are increasingly gaining the attention of media, builders and property owners alike because of growing efforts to effectively manage storm water in municipalities and watershed districts across the country.



Rejuvenate Permeable Pavers, MAJESTIC (Special Order)



H2O Pro Pavers, 4x8,8x8,8x16, TIMELESS

H2O Pro® Pavers and Our New Rejuvenate™ Permeable Pavers

Permeable concrete pavers are designed to direct storm water through paver joints, directly into the ground. These paver systems can help improve water quality by capturing contaminants and suspended solids typically found in storm water and filtering them through layers of aggregates. Permeable pavers help maximize land use, as they can replace traditional retention and detention ponds.



Refer to the Interlocking Concrete Pavement Institute's Guide Specification for additional information on Permeable Interlocking Concrete Pavers.

COUNTY MATERIALS CORPORATION

The color photos shown in this catalog were prepared with careful attention to accuracy. However, colors shown may vary from actual hues and should only be used as a guide. Refer to actual product samples for final color selection. Because concrete units are manufactured with high quality, naturally-mined aggregates and materials, variations in color or shading should be expected in products that are manufactured at different times and in units having different shapes. This color or shading variation is acceptable in the industry.



H₂O Pro Pavers, 4x8, 8x8, 8x16, TIMELESS
 Elements™ Paving Stones, 8x16, REFLECTION
 Crest™ Bullnose Pavers, REFLECTION
 Tribute® 2.0 Retaining Wall System, TIMELESS

H₂O PRO PAVERS (PERMEABLE PAVING UNIT)

Our H₂O Pro® Pavers (Permeable Paving Units) are an effective storm water management solution on site. Their 3^{1/8"} (80 mm) thickness withstands heavy low speed vehicular loads, making them a suitable option for driveways, walkways and parking lots.

58 The color photos shown in this catalog were prepared with careful attention to accuracy. However, colors shown may vary from actual hues and should only be used as a guide. Refer to actual product samples for final color selection. Because concrete units are manufactured with high quality, naturally-mined aggregates and materials, variations in color or shading should be expected in products that are manufactured at different times and in units having different shapes. This color or shading variation is acceptable in the industry.

STANDARD COLORS & FINISH

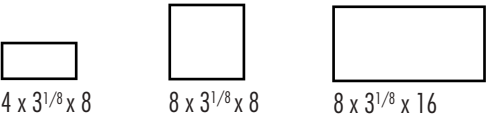


BARREL TUMBLED FINISH *(Special Order)*



H₂O Pro Pavers, 4x8, 8x8, 8x16, TIMELESS

H₂O PRO® SIZES
 D x H x L (Inches)
Each size is sold on individual pallets.



H₂O Pro Pavers, 4x8, 8x8, 8x16, TIMELESS



REJUVENATE PERMEABLE PAVERS

Rejuvenate™ Permeable Pavers combine functionality and design. The pavers' uniform shape optimizes installation speed and can be used for stitch patterns.

STANDARD COLORS & FINISH




Serenity



Timeless

REJUVENATE™ SIZE
D x H x L (Inches)




5 x 3 1/8 x 10

COUNTY MATERIALS CORPORATION

Rejuvenate Permeable Pavers, MAJESTIC (Special Order)



Rejuvenate Permeable Pavers, MAJESTIC (Special Order)



Rejuvenate Permeable Pavers, MAJESTIC (Special Order)

The color photos shown in this catalog were prepared with careful attention to accuracy. However, colors shown may vary from actual hues and should only be used as a guide. Refer to actual product samples for final color selection. Because concrete units are manufactured with high quality, naturally-mined aggregates and materials, variations in color or shading should be expected in products that are manufactured at different times and in units having different shapes. This color or shading variation is acceptable in the industry.



H2O Pro® Pavers, 4x8, 8x8, 8x16, TIMELESS
Crest™ Bullnose Pavers, REFLECTION
Tribute 2.0 Retaining Wall System, TIMELESS

Retaining Wall Systems

- Tribute® 2.0 Retaining Wall System
- Tribute® 2.0 Freestanding Walls and Corner Column Units
- Tribute® Smooth Retaining and Freestanding Wall System
- Winston® Straight Retaining Wall System
- Winston® Tri-Split Retaining Wall System
- Integrity™ Retaining Wall System
- County Block® Retaining Wall System
- County Cub® Landscape Units
- Rib Rock™ Landscape Block

TRIBUTE 2.0

RETAINING WALL SYSTEM

Our Tribute® 2.0 *NEW* Retaining Wall System features solid blocks with multiple pin grooves on the top surface that allow a combination of retaining and freestanding wall options.

STANDARD COLORS & SPLIT FACE FINISH



Vision*



Gray*



Silvertone*



Graphite*



Buff



October Oak



Swiss Mocha*




Canyon Brown*



Timeless

RUSTIC FINISH



Silvertone*

Rustic texture products are available in all colors (Special Order).

**Pricing may vary regionally.*

Tribute 2.0 Retaining Wall System, GRAPHITE
Discover® Pavers, TIMELESS
Vantage® Pavers, REFLECTION

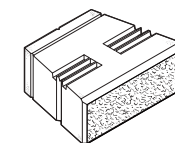
The color photos shown in this catalog were prepared with careful attention to accuracy. However, colors shown may vary from actual hues and should only be used as a guide. Refer to actual product samples for final color selection. Because concrete units are manufactured with high quality, naturally-mined aggregates and materials, variations in color or shading should be expected in products that are manufactured at different times and in units having different shapes. This color or shading variation is acceptable in the industry.



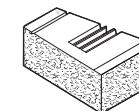
Tribute 2.0 Retaining Wall System, GRAPHITE
Discover® Pavers, TIMELESS
Vantage® Pavers, REFLECTION

TRIBUTE® 2.0 SIZES

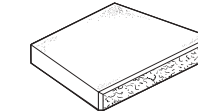
D x H x L (Inches)



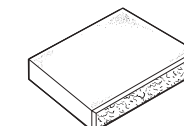
Full Unit – 12 x 6 x 16
(Front Finish)



Corner – 12 x 6 x 8
(Front and corner finish)



Tapered – 13^{5/8} x 3 x 18 - 14^{1/4}
(Front and back finish)



NEW Rectangular
– 13^{5/8} x 3 x 18
(Front and back finish)



Tribute 2.0 Retaining Wall System, TIMELESS

COUNTY MATERIALS CORPORATION



TRIBUTE 2.0

FREESTANDING WALLS AND CORNER COLUMNS - NEW

Our Tribute® 2.0 *NEW* Retaining Wall System features solid blocks with multiple pin grooves on the top surface that allow a combination of retaining and freestanding wall options. Each unit can be efficiently split in half in the field to construct pillars or other wall accents; a perfect finishing touch to any project.

Tribute 2.0 Freestanding Wall and Corner Columns, GRAPHITE Burnished Wall Accent, GALAXY Column and Seatwall Cap, REFLECTION

STANDARD COLORS & SPLIT FACE FINISH



Vision*



Gray*



Silvertone*



Graphite*



Buff



October Oak



Swiss Mocha*



Canyon Brown*



Timeless

RUSTIC FINISH



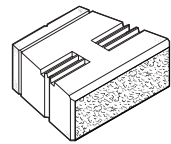
Silvertone*

Rustic texture products are available in all colors (Special Order).

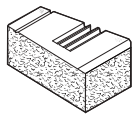
**Pricing may vary regionally.*

TRIBUTE® 2.0 SIZES

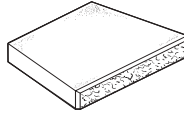
D x H x L (Inches)



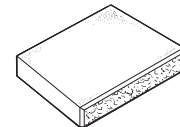
Full Unit – 12 x 6 x 16
(Front Finish)



Corner – 12 x 6 x 8
(Front and corner finish)



Tapered – 13⁵/₈ x 3 x 18 - 14¹/₄
(Front and back finish)



NEW Rectangular – 13⁵/₈ x 3 x 18
(Front and back finish)



Tribute 2.0 Freestanding Wall, GRAPHITE Crest™ Bullnose Pavers, REFLECTION



Tribute 2.0 Freestanding Wall and Corner Columns, SILVERTONE

The color photos shown in this catalog were prepared with careful attention to accuracy. However, colors shown may vary from actual hues and should only be used as a guide. Refer to actual product samples for final color selection. Because concrete units are manufactured with high quality, naturally-mined aggregates and materials, variations in color or shading should be expected in products that are manufactured at different times and in units having different shapes. This color or shading variation is acceptable in the industry.



TRIBUTE SMOOTH - *NEW* RETAINING AND FREESTANDING WALL SYSTEM

Tribute® Smooth Retaining Wall Systems offer a clean aesthetic. Featuring multiple pin grooves on the top surface, these units allow a combination of retaining and freestanding wall options. Tribute Smooth units can be efficiently split in half in the field to construct pillars and wall accents.

STANDARD COLORS & SMOOTH FINISH




Vision*



Graphite



Timeless

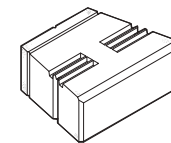


Reflection*

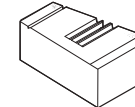
*Pricing may vary regionally.



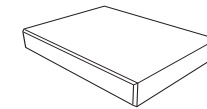
TRIBUTE® SMOOTH SIZES D x H x L (Inches)



Full Unit – 12 x 6 x 10^{1/8}
(Front Finish)



Corner – 15^{5/8} x 6 x 10^{1/8}
(Front and corner finish)



NEW Rectangular
– 13^{5/8} x 3 x 18
(Front and back finish)

COUNTY MATERIALS CORPORATION

Tribute Smooth, REFLECTION
Rectangular Cap, REFLECTION

WINSTON STRAIGHT RETAINING WALL SYSTEM

Winston® Retaining Wall Systems are manufactured with a rear lip, forming a setback design for simplified installations.

STANDARD COLORS & SPLIT FACE FINISH



Gray



Silvertone




Graphite



October Oak

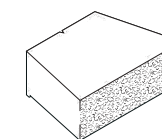


Canyon Brown



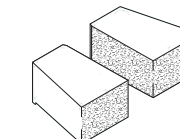
WINSTON® STRAIGHT SIZES D x H x L (Inches)

Straight

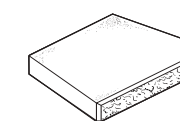


Full Unit – 12 x 6 x 17^{1/2}
(Front Finish)

Universal Wall Caps



Corner – 12 x 6 x 8^{3/4}
(Front and corner finish)



Tapered – 13^{5/8} x 3 x 18 - 14^{1/4}
(Front and back finish)

Winston Straight, SILVERTONE
Grand Tranquility® Pavers, TIMELESS
Elements™ Paving Stones, 4x8, VISION and REFLECTION

COUNTY MATERIALS CORPORATION

The color photos shown in this catalog were prepared with careful attention to accuracy. However, colors shown may vary from actual hues and should only be used as a guide. Refer to actual product samples for final color selection. Because concrete units are manufactured with high quality, naturally-mined aggregates and materials, variations in color or shading should be expected in products that are manufactured at different times and in units having different shapes. This color or shading variation is acceptable in the industry.



Winston Tri-Split, GRAY

WINSTON TRI-SPLIT RETAINING WALL SYSTEM

Winston® Tri-Split Retaining Wall Systems offer traditional aesthetic and feature a rear lip system, forming a setback design for simplified installations.

The color photos shown in this catalog were prepared with careful attention to accuracy. However, colors shown may vary from actual hues and should only be used as a guide. Refer to actual product samples for final color selection. Because concrete units are manufactured with high quality, naturally-mined aggregates and materials, variations in color or shading should be expected in products that are manufactured at different times and in units having different shapes. This color or shading variation is acceptable in the industry.

STANDARD COLORS & FINISH



Gray



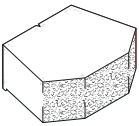
Silvertone



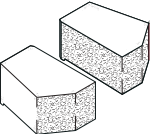
Canyon Brown

WINSTON® TRI-SPLIT SIZES D x H x L (Inches)

Tri-split

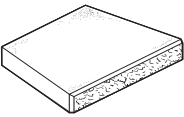


Full Unit – 12 x 6 x 16
(Front finish)



Corner – 12 x 6 x 8
(Front and inside finish)

Universal Wall Caps



Tapered – 13⁵/₈ x 3 x 18 - 14¹/₄
(Front and back finish)

COUNTY MATERIALS CORPORATION



Winston Tri-Split, OCTOBER OAK (Special Order)

INTEGRITY

RETAINING WALL SYSTEM

The Integrity™ Retaining Wall System is a practical solution for even challenging applications, including multi-level terraces and slope protection. The Integrity wall system is manufactured to ensure efficient installation, increased stability and lasting durability.

STANDARD COLORS & SPLIT FACE FINISH



Gray*



Buff



Silvertone*



Graphite



October Oak



Canyon Brown



Hush



Timeless

RUSTIC FINISH



Timeless

Rustic texture products are available in all colors (Special Order).

**Pricing may vary regionally.*

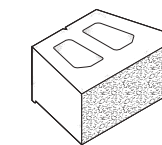
COUNTY MATERIALS CORPORATION



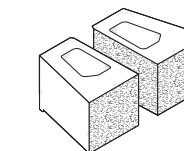
Integrity Retaining Wall System, GRAY

INTEGRITY™ SIZES

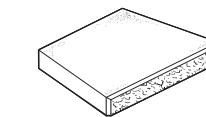
D x H x L (Inches)



Standard – 12 x 8 x 18
(Front finish)



Corner – 12 x 8 x 9
(Front and inside finish)



Tapered – 13⁵/₈ x 3 x 18 - 14¹/₄
(Front and back finish)

Universal Wall Caps

The color photos shown in this catalog were prepared with careful attention to accuracy. However, colors shown may vary from actual hues and should only be used as a guide. Refer to actual product samples for final color selection. Because concrete units are manufactured with high quality, naturally-mined aggregates and materials, variations in color or shading should be expected in products that are manufactured at different times and in units having different shapes. This color or shading variation is acceptable in the industry.



County Block Retaining Wall System, SWISS MOCHA



County Block Retaining Wall System, HICKORY BLEND (Special Order)

COUNTY BLOCK RETAINING WALL SYSTEM

County Block® Retaining Wall Systems feature a split face finish and offer an ideal solution for planting beds, steps, or multi-level terraces.

STANDARD COLORS & SPLIT FACE FINISH



Gray



Swiss Mocha



Silvertone




Canyon Brown



Timeless

RUSTIC FINISH



Silvertone

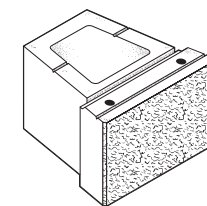
Rustic texture products are available in all colors (Special Order).



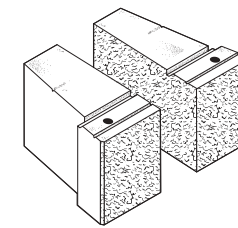
County Block Retaining Wall System, SILVERTONE, Rustic

COUNTY BLOCK® SIZES

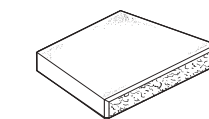
D x H x L (Inches)



Standard – 12 x 7⁵/₈ x 12¹/₂
(Front finish)



Corner – 12 x 7⁵/₈ x 6¹/₄
(Front and inside finish)



Universal Wall Caps

Tapered – 13⁵/₈ x 3 x 18 - 14¹/₄
(Front and back finish)

COUNTY MATERIALS CORPORATION

The color photos shown in this catalog were prepared with careful attention to accuracy. However, colors shown may vary from actual hues and should only be used as a guide. Refer to actual product samples for final color selection. Because concrete units are manufactured with high quality, naturally-mined aggregates and materials, variations in color or shading should be expected in products that are manufactured at different times and in units having different shapes. This color or shading variation is acceptable in the industry.



COUNTY CUB

LANDSCAPE UNITS

County Cub® Landscape Units offer a compact design to create distinctive lawn and garden features.

STANDARD COLORS & FINISH



Gray



Silvertone



Brown




Canyon Brown



Hickory Blend



Desert Vista



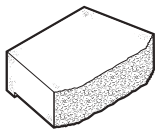
Rio Grande



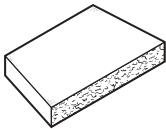
County Cub Landscape Units, CANYON BROWN

COUNTY CUB® SIZES

D x H x L (Inches)



Standard – 8 x 3⁵/₈ x 12
(Front finish)



Tapered Cap – 8 x 2 x 13³/₈
(Front finish)



County Cub Landscape Units, SILVERTONE

COUNTY MATERIALS CORPORATION

The color photos shown in this catalog were prepared with careful attention to accuracy. However, colors shown may vary from actual hues and should only be used as a guide. Refer to actual product samples for final color selection. Because concrete units are manufactured with high quality, naturally-mined aggregates and materials, variations in color or shading should be expected in products that are manufactured at different times and in units having different shapes. This color or shading variation is acceptable in the industry.



RIB ROCK LANDSCAPE BLOCK

Rib Rock™ Landscape Block can easily construct walls from 6 to 20 feet-high with additional site-specific engineering. Each block is manufactured with an interlocking design for simplified installation and enhanced security.

STANDARD FINISHES



Dry Stack Texture



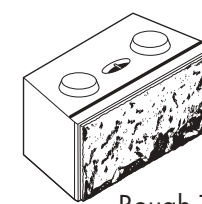
Rough Texture

Rib Rock Landscape Block, GRAY, Rough




Rib Rock Landscape Block, GRAY, Dry Stack

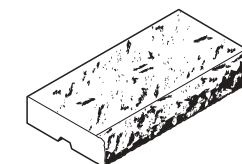
RIB ROCK™ SIZES D x H x L (Inches) (See our Specifications Guide for more options)



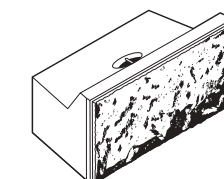
Rough Texture
23 x 24 x 48



Dry Stack Texture
23 x 24 x 48



Rib Rock Cap
25 x 7 x 48



Top Block
23 x 24 x 48

COUNTY MATERIALS CORPORATION

The color photos shown in this catalog were prepared with careful attention to accuracy. However, colors shown may vary from actual hues and should only be used as a guide. Refer to actual product samples for final color selection. Because concrete units are manufactured with high quality, naturally-mined aggregates and materials, variations in color or shading should be expected in products that are manufactured at different times and in units having different shapes. This color or shading variation is acceptable in the industry.



Grand Tranquility® Pavers, TIMELESS
Elements™ Paving Stones, 8x8, VISION
Vantage® Pavers, REFLECTION
Crest™ Bullnose Pavers, VISION
Summit Stone Smooth Landscaping Units, REFLECTION

Outdoor Living Products

- Summit Stone® Landscape Units

Fire Pit Kits - Circle & Square

- Circle Fire Pit Kits (constructed with Summit Stone® Landscape Units)
- Square Fire Pit Kits (constructed with Summit Stone® Landscape Units)



Summit Stone Smooth Landscaping Units, TIMELESS, and REFLECTION Column Cap, REFLECTION

SUMMIT STONE LANDSCAPE UNITS

Summit Stone® Landscape Units' dimensional shape and multiple unit sizes make them ideal for constructing custom outdoor living features including fireplaces and kitchens, built-in grills, seat walls, pillars and more.

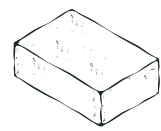
Also See:

- Circle Fire Pit Kits on page 86
- Square Pits on page 88

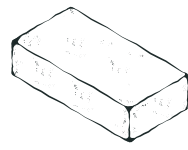
SUMMIT STONE® SIZES

D x H x L (Inches)

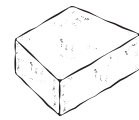
Each size is sold on individual pallets.



Medium – 7¹/₄ x 3⁵/₈ x 10⁷/₈



Large – 7¹/₄ x 3⁵/₈ x 14¹/₂



Tapered – 7¹/₄ x 3⁵/₈ x 9⁷/₈

Summit Stone Smooth Landscaping Units, HAVEN, REFLECTION, and VISION
Essence® Wood Grain Plank Pavers, PRIDE
Influence® Pavers, VISION and REFLECTION

COUNTY MATERIALS CORPORATION

STANDARD COLORS & SMOOTH FINISH




Majestic



Timeless



Reflection




Vision



Enlighten - NEW



Beckon - NEW



Haven


STANDARD COLORS & TUMBLED FINISH



Majestic



Timeless



Reflection



Vision



Haven

Also available in colors
Enlighten NEW and
Beckon NEW.



Summit Stone Smooth Landscaping Units, TIMELESS, and REFLECTION Column Cap, REFLECTION

The color photos shown in this catalog were prepared with careful attention to accuracy. However, colors shown may vary from actual hues and should only be used as a guide. Refer to actual product samples for final color selection. Because concrete units are manufactured with high quality, naturally-mined aggregates and materials, variations in color or shading should be expected in products that are manufactured at different times and in units having different shapes. This color or shading variation is acceptable in the industry.



Summit Stone Smooth Landscaping Units, Fire Pit Kit, TIMELESS
Fire Ring Cap, REFLECTION
Grand Vantage® Pavers, TIMELESS
Discover® Pavers, TIMELESS
Summit Stone Smooth Landscaping Units, TIMELESS
Passageways® Step Units, REFLECTION

FIRE PIT KITS

CIRCLE & SQUARE

Summit Stone® Landscape Units Circle Fire Pit Kits

Our popular Summit Stone Landscape Units make great fire features. Kits include a 39" diameter steel ring. Top off with a specially designed fire ring cap, and you will be ready to relax around your backyard fire with family and friends.

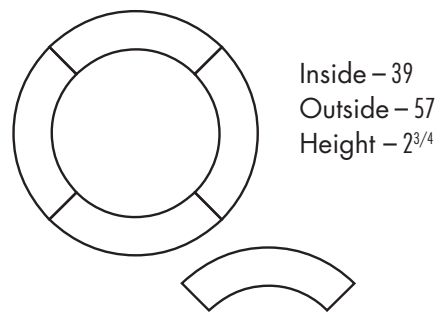
39" Circle Fire Pit Kit Includes:

- 39" x 11" Metal Fire Ring (Rolled Steel – no paint)
- 51 Summit Stone (Tapered) Landscape Units
- Available in either Smooth or Tumbled Texture
- Available in the following Summit Stone Colors – Vision, Enlighten, Beckon, Haven, Majestic, Timeless, Reflection (See page 85)

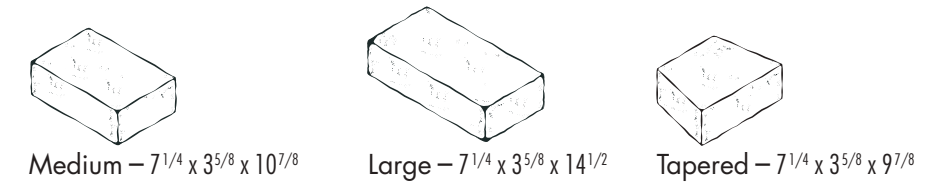
Fire Ring Cap Includes:

- 4 section Fire Ring Cap
- Available in either Vision or Reflection color

FIRE RING CAP SIZE
4 pieces assembled (Inches)



SUMMIT STONE® SIZES
D x H x L (Inches)
Each size is sold on individual pallets.



Circle Fire Pit Kit Shown – HAVEN (Smooth)
(Fire Pit Kit is shown with Summit Stone Landscape Units)



Circle Fire Pit Kit Shown – TIMELESS (Tumbled)
(Fire Pit Kit is shown with Summit Stone Landscape Units)



Fire Ring Cap Shown in REFLECTION
(Fire Pit Kit is shown with Summit Stone Landscape Units – TIMELESS (Tumbled) color)



Fire Ring Cap Shown in VISION
(Fire Pit Kit is shown with Summit Stone Landscape Units – TIMELESS (Smooth) color)

The color photos shown in this catalog were prepared with careful attention to accuracy. However, colors shown may vary from actual hues and should only be used as a guide. Refer to actual product samples for final color selection. Because concrete units are manufactured with high quality, naturally-mined aggregates and materials, variations in color or shading should be expected in products that are manufactured at different times and in units having different shapes. This color or shading variation is acceptable in the industry.

Summit Stone® Landscape Units Square Fire Pit Kits - *NEW*

Our popular Summit Stone Landscape Units make great fire features. Kits include a 51" x 51" x 11" square steel ring. Top off with a specially designed fire ring cap, and you will be ready to relax around your backyard fire with family and friends.

Available in ALL Summit Stone Landscape Units colors and textures – See page 85 for options



Square Fire Pit Shown – Timeless (Smooth)
(Fire Pit Kit is shown with Summit Stone Landscape Units)



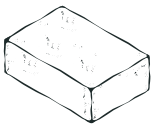
Square Fire Pit Shown – TIMELESS (Tumbled)
(Fire Pit Kit is shown with Summit Stone Landscape Units)

- 36" Square Fire Pit Includes:**
- 36" x 36" x 11" Metal Fire Ring (no paint)
 - 24 Summit Stone Medium Units
 - 18 Summit Stone Large Units
 - Available in either Smooth or Tumbled Texture
 - Available in the following Summit Stone Colors – Vision, Enlighten, Beckon, Haven, Majestic, Timeless, Reflection (See page 85)

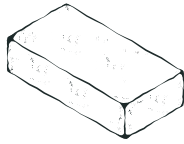


Summit Stone Smooth Landscaping Units, HAVEN, REFLECTION, and VISION
Essence® Wood Grain Plank Pavers, PRIDE Influence® Pavers, VISION and REFLECTION

SUMMIT STONE® SIZES
D x H x L (Inches)
Each size is sold on individual pallets.



Medium – 7¹/₄ x 3⁵/₈ x 10⁷/₈



Large – 7¹/₄ x 3⁵/₈ x 14¹/₂

The color photos shown in this catalog were prepared with careful attention to accuracy. However, colors shown may vary from actual hues and should only be used as a guide. Refer to actual product samples for final color selection. Because concrete units are manufactured with high quality, naturally-mined aggregates and materials, variations in color or shading should be expected in products that are manufactured at different times and in units having different shapes. This color or shading variation is acceptable in the industry.



Oversized Landscape Step Units, GRAY
Discover® Pavers, TIMELESS

Step Units

- Passageways® Step Units
- Landscape Step Units
- Oversize Landscape Step Units



Passageways Step Units, VISION

PASSAGEWAYS STEP UNITS

Featuring a natural textured face, clean lines, and a large modular shape, Passageways® Step Units enhance installation and offer endless applications. Add steps to raised patios, front entrances, terraced walks, and steep slopes.


Passageways Step Units, VISION

COUNTY MATERIALS CORPORATION


STANDARD COLORS & FINISH



Vision



Reunion



Beckon - NEW



Dream




Reflection

GLOW PATH TECHNOLOGY™ - NEW

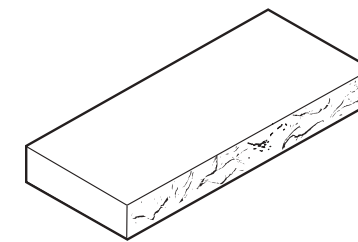


Vision




Reflection

PASSAGEWAYS® SIZE D x H x L (Inches)



20 x 6 x 48



Passageways Step Units manufactured with Glow Path Technology, VISION

The color photos shown in this catalog were prepared with careful attention to accuracy. However, colors shown may vary from actual hues and should only be used as a guide. Refer to actual product samples for final color selection. Because concrete units are manufactured with high quality, naturally-mined aggregates and materials, variations in color or shading should be expected in products that are manufactured at different times and in units having different shapes. This color or shading variation is acceptable in the industry.



OVERSIZE LANDSCAPE STEP UNITS

Oversize Landscape Step Units are manufactured with a natural textured surface. Their larger size covers more square footage than alternative step options, reducing installation and labor costs.

The color photos shown in this catalog were prepared with careful attention to accuracy. However, colors shown may vary from actual hues and should only be used as a guide. Refer to actual product samples for final color selection. Because concrete units are manufactured with high quality, naturally-mined aggregates and materials, variations in color or shading should be expected in products that are manufactured at different times and in units having different shapes. This color or shading variation is acceptable in the industry.



Oversized Landscape Step Unit, CAMEL
Summit Stone® Smooth Landscaping Units, HAVEN
County Block® Retaining Wall System, HICKORY BLEND

STANDARD COLORS & FINISH



Gray



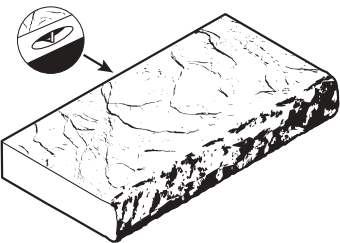
Camel



Portobello

OVERSIZE LANDSCAPE STEP SIZES

D x H x L (Inches)



25 x 6 1/4 x 48

COUNTY MATERIALS CORPORATION



Oversized Landscape Step Units, GRAY
Tribute® 2.0 Retaining Wall System, SILVERTONE

LANDSCAPE STEP UNITS

Landscape Step Units smooth stepping surface provides solid and safe footing. Their size speeds up step installation time and reduces the amount of retaining wall block needed.

STANDARD COLORS & FINISH



Vision



Canyon Brown



October Oak



Gray



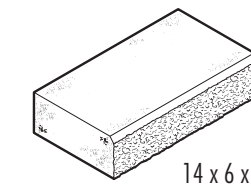
Silvertone



Graphite

LANDSCAPE STEP UNIT SIZE

D x H x L (Inches)



14 x 6 x 24



Grand Vantage® Paver, TIMELESS
 Discover® Pavers, TIMELESS and MAJESTIC
 Elements™ Paving Stones manufactured with Glow Path, 4x8, REFLECTION
 Passageways® Step Unit, REFLECTION
 Summit Stone® Smooth Landscaping Units, TIMELESS and REFLECTION
 Crest Bullnose Pavers, REFLECTION
 Column Cap, REFLECTION
 Summit Stone® Smooth Landscaping Units, Fire Pit Kit, TIMELESS
 Fire Ring Cap, REFLECTION



Finishing Touches

- Column Caps
- Seat Wall Caps
- Fire Pit Caps
- Burnished Wall Accents
- Prestige™ Pool Coping Pavers
- Crest™ Bullnose Pavers
- Alliance Outdoor Lighting Products



FINISHING TOUCHES UNIVERSAL WALL CAPS

Along with our Universal Wall Caps, we also offer the following accent products to crown your Retaining Wall project.
Your backyard fire ring will attain added beauty with our 4-section Fire Ring Cap.


- Column Caps
- Seat Wall Caps
- Fire Ring Caps

Note: Seat Wall Caps can also be used for coping and step treads.

Column and Seat Wall Caps



Column and Seat Wall Caps
shown in VISION
*(with Tribute Retaining Wall System
– GRAPHITE color)*



Column and Seat Wall Caps
shown in REFLECTION
*(with Tribute Retaining Wall System
– GRAPHITE color)*

STANDARD COLORS & SMOOTH FINISH



Vision Reflection

COLUMN & WALL CAP SIZES D x H x L (Inches)

Column Caps - NEW	Column Caps	Seat Wall Caps
30 x 2 ³ / ₄ x 30	24 x 2 ³ / ₄ x 24	13 ⁷ / ₈ x 2 ³ / ₄ x 29 ³ / ₄

Column Cap, REFLECTION
Summit Stone® Smooth Landscaping Units, TIMELESS and REFLECTION
Passageways® Step Unit, REFLECTION
Grand Vantage® Paver, TIMELESS
Discover® Pavers, TIMELESS
Elements™ Paving Stones manufactured with Glow Path Technology, 4x8, REFLECTION
Crest™ Bullnose Pavers, REFLECTION

COUNTY MATERIALS CORPORATION

The color photos shown in this catalog were prepared with careful attention to accuracy. However, colors shown may vary from actual hues and should only be used as a guide. Refer to actual product samples for final color selection. Because concrete units are manufactured with high quality, naturally-mined aggregates and materials, variations in color or shading should be expected in products that are manufactured at different times and in units having different shapes. This color or shading variation is acceptable in the industry.

FINISHING TOUCHES

FIRE RING CAPS

Fire Ring Caps - Circle


Our popular Summit Stone Landscape Units make great Fire Ring Cap. We now offer a "kit" that includes a steel interior ring to build one with a 39" Diameter.

Top it off with a specially designed Fire Ring Cap, and you will be ready to relax around your backyard fire with family and friends.

STANDARD COLORS & SMOOTH FINISH



Vision

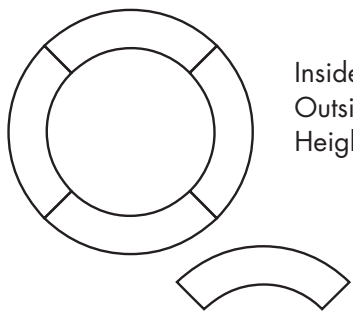


Reflection

Fire Ring Cap Includes:

- 4 section Fire Ring Cap
- Available in either Vision or Reflection color

FIRE RING CAP SIZE 4 pieces assembled (Inches)



Inside – 39
Outside – 57
Height – 2³/₄

Fire Ring Cap (4 Sections) Available in REFLECTION and VISION colors ONLY



Fire Ring Cap Shown in REFLECTION color

(Fire Pit Kit is shown with Summit Stone Landscape Units – TIMELESS (Tumbled) color)



Fire Ring Cap Shown in VISION color

(Fire Pit Kit is shown with Summit Stone Landscape Units – TIMELESS (Smooth) color)



Burnished Wall Accent,
GALAXY
Column Cap and Seat
Wall Caps, REFLECTION
Tribute® 2.0 Seating Wall
and Corner Column,
GRAPHITE

FINISHING TOUCHES

WALL ACCENTS

Burnished Wall Accents

STANDARD COLORS & SMOOTH FINISH




Sea Salt



Galaxy

ACCENT SIZE D x H x L (Inches)



4 x 4 x 16



Accent shown in GALAXY color

(with Tribute Retaining Wall System – VISION color)



Accent shown in SEA SALT color

(with Tribute Retaining Wall System – GRAPHITE color)

The color photos shown in this catalog were prepared with careful attention to accuracy. However, colors shown may vary from actual hues and should only be used as a guide. Refer to actual product samples for final color selection. Because concrete units are manufactured with high quality, naturally-mined aggregates and materials, variations in color or shading should be expected in products that are manufactured at different times and in units having different shapes. This color or shading variation is acceptable in the industry.

COUNTY MATERIALS CORPORATION

FINISHING TOUCHES

PRESTIGE - *NEW* Pool Coping Pavers

Prestige™ Pool Coping Pavers, with its longer, bullnose shape, is uniquely suited for pool coping applications to finish pool edges with refined style. Units are also suitable for steps, freestanding wall caps, and more.

STANDARD COLORS & BURNISHED FINISH



Vision

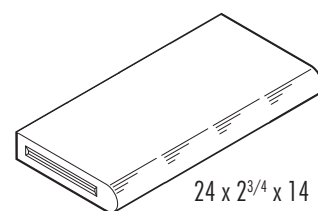


Beckon - *NEW*



Reflection

PRESTIGE™ SIZE D x H x L (Inches)



24 x 2³/₄ x 14

Prestige Pool Coping Pavers, VISION
H₂O Pro® Pavers, 4x8, 8x8, 8x16, TIMELESS

COUNTY MATERIALS CORPORATION




Crest Bullnose Pavers, REFLECTION
H₂O Pro® Pavers, 4x8, 8x8, 8x16, TIMELESS
Tribute® 2.0 Retaining Wall System, TIMELESS


CREST Bullnose Pavers

Crest™ Bullnose Pavers are the ideal finishing touch for steps, pillars, walls, and pool copings.

STANDARD COLORS & SMOOTH FINISH

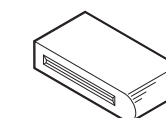


Vision



Reflection

CREST™ SIZE D x H x L (Inches)



6 x 2³/₄ x 12



Crest Bullnose Pavers, REFLECTION
Summit Stone® Smooth Landscaping Units, TIMELESS and REFLECTION
Column Cap, REFLECTION

The color photos shown in this catalog were prepared with careful attention to accuracy. However, colors shown may vary from actual hues and should only be used as a guide. Refer to actual product samples for final color selection. Because concrete units are manufactured with high quality, naturally-mined aggregates and materials, variations in color or shading should be expected in products that are manufactured at different times and in units having different shapes. This color or shading variation is acceptable in the industry.

FINISHING TOUCHES OUTDOOR LIGHTING

Outdoor Lighting

Bring your landscape investment to life (after hours)
– with high-quality, option-packed **Alliance Outdoor Lighting** products:

- Low Voltage Light Paths
- Ground Lights
- Bullet Lights
- Post Lights
- Wall Lights
- Sconces
- RGB Color Changing and Dimming options with Blue Tooth (BT) Technology
- And Much More...

Please contact one of our locations or your local representative to plan your lighting project.



ALLIANCE OUTDOOR LIGHTING

ALLIANCE
Outdoor Lighting



Bullet Lights



Ledge Lights



Flood Lights



Wall Sconces



Tape – LED



Ground Lights



Post Lights



Area Light Hats



Transformers



Alliance Outdoor Lighting, AL150 Hat
Grand Discover® Pavers, TIMELESS
Vantage® Pavers, REFLECTION
Elements™ Pavers, 4x8, VISION



COUNTY MATERIALS CORPORATION

High-density units resist cracking and damage from freeze-thaw cycles.

Pavers and slabs are manufactured to meet industry standards for strength and absorption.

County Materials pavers and slabs are backed by our customer warranty.

Fine aggregates and dense concrete mix provide a smooth, refined surface.

Pure color pigments and fine aggregates are blended on the surface, providing vibrant, rich and long-lasting color.

Base concrete mix features larger aggregates for high-compressive strength.

Face-mix is integrally bonded to the base, offering exceptional durability and aesthetic design.



Warranty Information for Concrete Hardscape Products

County Materials works continuously to provide value to our customers and enhance our manufacturing capabilities, all while surpassing our high standards of excellence. We manufacture our hardscape products to meet the industry's standards. That is why we back our hardscape products with an exclusive limited Warranty.

PAVER Products Warranty

COUNTY MATERIALS CORPORATION'S CONCRETE PAVERS MEET THE REQUIREMENTS OF APPLICABLE ASTM STANDARD(S). COUNTY MATERIALS WARRANTS ITS CONCRETE PAVERS AGAINST MANUFACTURING DEFECTS FOR THE PERIOD OF YOUR RESIDENTIAL HOME OWNERSHIP. FOR COMMERCIAL PROJECTS, COUNTY MATERIALS WARRANTS ITS CONCRETE PAVERS AGAINST MANUFACTURING DEFECTS FOR 5 YEARS AFTER SUBSTANTIAL COMPLETION OF THE PROJECT. THIS WARRANTY IS NON-TRANSFERABLE. THIS LIMITED WARRANTY DOES NOT APPLY TO DAMAGE CAUSED BY IMPROPER STORAGE, ABRASION, OVERLOADING, OR MISUSE, SUCH AS DELAMINATION, SPLITTING, CHIPPING, OR STAINING. THIS LIMITED WARRANTY APPLIES ONLY IF THE PRODUCTS ARE INSTALLED AS DIRECTED BY THE ICPI (WWW.ICPI.ORG) AND COUNTY MATERIALS' APPLICABLE INSTALLATION GUIDELINES. IMPROPER INSTALLATION VOIDS THIS LIMITED WARRANTY. THE ORIGINAL PROOF OF PURCHASE IS NECESSARY. COLOR MATCHING CANNOT BE GUARANTEED. THE FOREGOING LIMITED WARRANTY IS IN LIEU OF AND EXCLUDES ALL OTHER WRITTEN OR ORAL WARRANTIES, INCLUDING THE IMPLIED WARRANTIES OF FITNESS FOR A PARTICULAR PURPOSE AND MERCHANTABILITY. CUSTOMER'S EXCLUSIVE REMEDY FOR BREACH OF THE ABOVE LIMITED WARRANTY IS LIMITED TO COUNTY MATERIALS REPLACING THE PRODUCTS AT NO COST TO THE ORIGINAL CUSTOMER. COUNTY MATERIALS' LIABILITY FOR BREACH OF THE ABOVE LIMITED WARRANTY SHALL NOT EXCEED THE PRICE OF THE PRODUCTS ACTUALLY RECEIVED BY CUSTOMER AND DOES NOT INCLUDE REPLACEMENT LABOR, CONSEQUENTIAL DAMAGES, OR INCIDENTAL DAMAGES.

RETAINING WALL Products Warranty

EXCLUSIVE LIMITED WARRANTY: Seller warrants that stock Products, to the extent they are manufactured by Seller, shall be free from manufacturing defects in materials and workmanship and meet the description and specifications established in Seller's published and internal standards (subject to reasonable variance in accordance with normal industry practice) for a period of thirty (30) days from delivery, and all other warranties are expressly disclaimed as described in the capitalized sentence below. Seller may, in its sole discretion, also rely on any generally accepted industry standards. Seller retains the right, however, to change the dimensions, composition, design, performance, color, and appearance of the Products without liability if, in Seller's judgment, the change is non-material. Seller warrants that non-stock Products manufactured by Seller meet only those specifications and standards provided by Buyer for a period of thirty (30) days from delivery, all other warranties are expressly disclaimed as described in the capitalized sentence below, and Buyer understands that that harmful cracking or other damage may occur if the Product specifications are not properly designed. Seller does not warranty any portion of Products not manufactured by Seller but Seller shall assign to Buyer, upon request, all assignable warranties of Seller's suppliers related to such Products. Acceptance by Buyer of the Products constitutes confirmation that Products meet the description set forth above. THE FOREGOING WARRANTY IS IN LIEU OF AND EXCLUDES ALL OTHER WRITTEN OR ORAL WARRANTIES, INCLUDING THE IMPLIED WARRANTIES OF FITNESS FOR A PARTICULAR PURPOSE AND MERCHANTABILITY, WHETHER EXPRESS OR IMPLIED BY LAW, INCLUDING THE UNIFORM COMMERCIAL CODE AS ENACTED IN THE STATE OF WISCONSIN OR ELSEWHERE. This limited warranty only applies if the Products have not been subjected to misuse, negligence, or accident and have not been unloaded, stored, installed, maintained, altered, or repaired in any manner that, in the Seller's judgment, adversely affects the condition or operation of the Products. Further, the foregoing limited warranty and the exclusive remedy below run only in favor of the original Buyer and may not be assigned or otherwise transferred.

EXCLUSIVE REMEDY: For any loss or damage arising out of supplying Products to Buyer, or the sale, operation, or use of the Products—whether such claim is based in contract, warranty, tort (including negligence) or other grounds—BUYER'S EXCLUSIVE REMEDY IS LIMITED, at Seller's sole discretion, to either: (1) refund by the Seller of the purchase price for any non-conforming Products sold hereunder; or (2) the repair or replacement of any non-conforming Products. UNDER THIS EXCLUSIVE REMEDY, BUYER SHALL NOT RECOVER ANY OTHER COSTS FROM THE SELLER, including but not limited to the costs for: return of non-conforming Products, delivery of replacement Products, removal of non-conforming Products, reinstallation of replacement Products (or products purchased to replace any non-conforming Products), and/or any labor charges incurred related to the Products. NO OTHER REMEDY SHALL BE AVAILABLE TO BUYER. ANY CLAIM FOR INCIDENTAL AND/OR CONSEQUENTIAL DAMAGES for lost profits, lost sales, injury to property, or any other incidental or consequential loss IS THEREFORE BARRED PURSUANT TO THE TERMS OF THIS EXCLUSIVE REMEDY. Seller will not be liable for any failure of Products to conform to the Exclusive Limited Warranty above caused by the unloading, storage, installation, or maintenance of the Products, or use of other products/materials in conjunction with the Products that negatively impact the Product or otherwise do not conform with industry standards. The above limitations do not include damages related to personal injury.

COUNTY MATERIALS CORPORATION



INDEX

Alliance Outdoor Lighting Products.....	106	H ₂ O Pro® Pavers	58
Burnished Wall Accents	103	Influence® Pavers	52
Circle Fire Pit Kits.....	86	Integrity™ Retaining Wall System.....	74
Column and Seat Wall Caps.....	101	Landscape Step Units	96
Concrete Paver Information	56	Oversize Landscape Step Units	94
County Block® Retaining Wall System.....	76	Passageways® Step Units.....	92
County Cub® Landscape Units	78	Prestige™ Pool Coping Pavers	104
Crest™ Bullnose Pavers	105	Rejuvenate™ Permeable Pavers.....	60
Destination® Pavers	46	Rib Rock™ Landscape Block.....	80
Discover® Pavers	30	Skylands™ Concrete Deck Pavers.....	54
Elements™ Paving Stones.....	40	Square Fire Pits	88
Essence® Wood Grain Plank Pavers.....	48	Summit Stone® Landscape Units.....	84
Fire Pit Caps.....	102	Tribute® Smooth Retaining and Freestanding Wall System,Corner Column Units and Caps.....	68
Glow Path Technology™	42	Tribute® 2.0 Retaining Wall System.....	64
Grand Discover® Pavers	32	Tribute® 2.0 Freestanding Walls and Corner Column Units.....	66
Grand Discover® XL Pavers.....	34	Winston® Straight Retaining Wall System	70
Grand Fusion™ Pavers	38	Winston® Tri-Split Retaining Wall System	72
Grand Milestone® Pavers	50	Vantage® Pavers.....	26
Grand Tranquility® Pavers.....	36		
Grand Vantage® Pavers.....	28		

Landscape & Masonry Locations

Contact Customer Service at (800) 242-7733 or visit our website at countymaterials.com for additional information about County Materials’ Dealer Locations.

Appleton 3019 W Prospect Ave. Appleton, WI 54914 920-734-7733	Hazelhurst 6857 US Hwy 51 Hazelhurst, WI 54531 715-356-1174	Marathon 205 North St. Marathon, WI 54448 715-848-1365	Roberts 1203 70th Ave. Roberts, WI 54023 715-749-4121	Weston 9303 Schofield Ave. Weston, WI 54476 715-359-7731
Eau Claire 1211 Menomonie St. Eau Claire, WI 54703 715-834-7701	Holmen 611 Empire St. Holmen, WI 54636 608-526-9020	Oak Creek 7200 S 10th St. Oak Creek, WI 53154 414-764-8700	Stevens Point 2000 Patch St. Stevens Point, WI 54481 715-341-0991	Wisconsin Rapids 2310 N 40th St. Wisconsin Rapids, WI 54494 715-423-7339
Green Bay 2448 Century Rd. Green Bay, WI 54303 920-497-2416	Madison 6399 Nesbitt Rd. Madison, WI 53719 608-845-8636	Rice Lake 3200 S Main St. Rice Lake, WI 54868 715-234-8144	Milwaukee/Butler 5000 North 124th Street Milwaukee, WI 53225 262-896-0755	



States with County Materials Dealer Locations

We value your business. Please contact your County Materials’ representative for specific information on products and their availability in your area.



COUNTY MATERIALS CORPORATION





COUNTY MATERIALS CORPORATION
LANDSCAPE CATALOG

